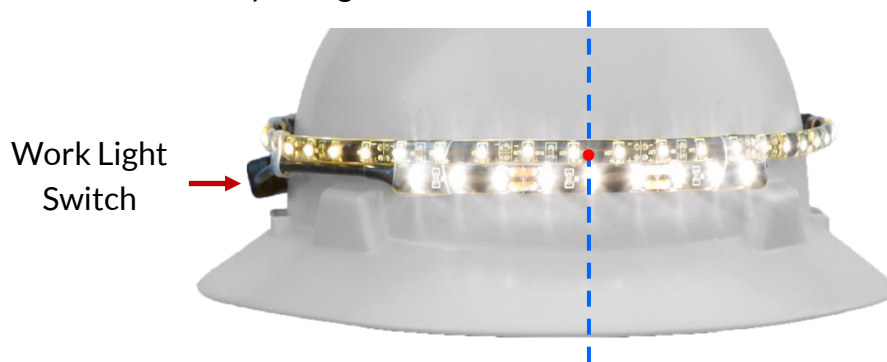


OrbitBeam

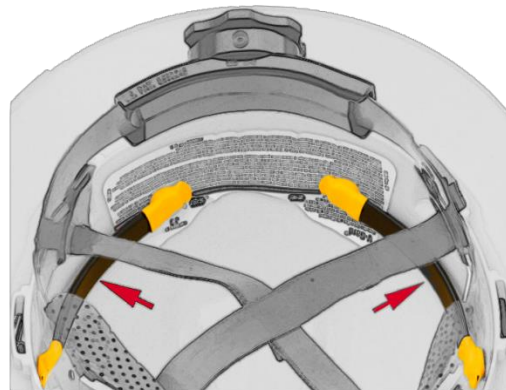
User Guide

Magnetic Attachment


1. Align the **red dot** on your light with the middle of the hard hat.



2. When you are satisfied with the position of the LEDs, place one of the magnetic bands inside your hard hat so that it secures the front of the light.
3. Position the sides of the LED band on your hard hat and use the other two magnet bands to hold the rest of the light in place.



Magnet bands inside the hard hat lock LEDs on the outside in place.




4. Use the side switch to turn on the forward facing work light.

ALERT: Total output of the work light plus the forward-facing portion of the safety beam is 400 lumens. This extremely bright light may be blinding to others at close range. When the work light is ON, do not point the front of your hard hat at nearby people who are facing you.

Securing the LED Open End

A locking device or “tail lock” prevents the open, back end of the LED band from separating when an impact strikes the light.



Battery Pack Charging and Use

1. The lithium-ion power pack comes charged and ready for use.
2. The included “smart” charger completes a full charge in approximately seven (7) hours.
 - The LED on the charger goes from **green** to **red** while charging. When the power pack is fully charged, the LED will change back to **green** and the charger will stop charging.
 - Learn more about li-ion battery charging at BatteryUniversity.com.
3. Always use the battery pack with its protective fabric holster.

NOTE: Using the battery without its holster can damage the battery pack cable, and void the warranty.


Connecting the Power Cord to the Battery Pack

1. Connect the switch end of the power cord to the battery cable.
2. Connect the watertight end of the power cord to the LED cable on the hard hat.




Storing the LED Cable When Not In Use

When the LED cable is not attached to the power cord, its connector can be secured against the hard hat to prevent it from hanging down.



Light Shade Installation

To block the bright LED light from shining through the brim of your hard hat, install the light-blocking foam tape underneath the front of the brim.



Lumenflex Limited Warranty

Lumenflex warrants our products against defects in material and workmanship for a Warranty Period of one (1) year from the date your purchase is shipped within the U.S. and Canada. In addition to our lighting products, the limited warranty covers our proprietary li-ion battery packs.

If a defect arises and a valid claim is received by Lumenflex within the Warranty Period, we will repair or replace the product at our discretion. We warrant any repaired or replaced products against defects in material and workmanship for the remainder of the Limited Warranty Period of the original product.

Lumenflex will arrange and cover return shipping costs within the U.S. and Canada for any product covered by the Limited Warranty. If repair or part replacement costs apply because the defect is not covered under the Limited Warranty, you will be notified prior to any service. The customer is responsible for all shipping costs of items not covered by the Limited Warranty.

THIS LIMITED WARRANTY IS IN LIEU OF ALL OTHER WARRANTIES, EXPRESS OR IMPLIED, INCLUDING, BUT NOT LIMITED TO, IMPLIED WARRANTIES OF MERCHANTABILITY OR FITNESS FOR A PARTICULAR PURPOSE.

FOR ADDITIONAL LIMITATIONS ON LIABILITY, PLEASE SEE BELOW.

Exclusions and Limitations on Liability

We do not warrant our products against normal wear and tear, unauthorized modifications or alterations, improper use, improper maintenance, accident, misuse, negligence, damage, or if the product is used for a purpose for which it was not designed. Except for what is expressly stated in this Limited Warranty, we shall not be liable for direct, indirect, incidental, punitive, special, consequential, or other types of damages arising out of, or resulting from the use of the product, including but not limited to lost profits, increased business-related costs, loss of business opportunity or goodwill.

In addition, the Limited Warranty is immediately void if anyone other than Lumenflex makes any changes or alterations to the product.

Finally, all product liability shall terminate upon expiration of the Limited Warranty.

PLEASE NOTE: While some states do not allow the exclusion or limitation on certain kinds of damages or allow limitations on the duration of an implied warranty, Texas law shall apply with respect to all matters relating to Lumenflex's liability for its products, including but not limited to the scope and duration of the Limited Warranty and any limitation on liability or damages.

For a warranty issue, please email "support@lumenflex.com" or call +1 512-686-0965 (Mon to Fri, 8:30 AM to 6:00 PM EST).

30 Day Returns

Any Lumenflex LED light may be returned within 30 days of the product's delivery date under the following terms:

The product must be returned in new and unused condition, in its original packaging. All product returns are subject to inspection before refund.

If a product has been modified, damaged or is missing any of its original components, it will be returned to the customer at the customer's expense.

Custom designed lighting products are not returnable.

Shipping costs are non-refundable.

We recommend using a trackable shipping service to confirm delivery. We do not issue refunds on products which we do not receive.

Return Process

To return a light, visit "<https://www.lumenflex.com/returns/>".